



Outagamie Conservation Club

Vol 3 Issue 3

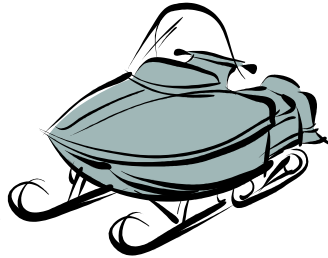
March

“A Field, a Stream....a Sportsman’s Dream”

2010

2010 Sno /Mo Races


Our 39th annual snowmobile/ATV races were held on Saturday, January 30, 2010. It was a cool but sunny day, and we had a great turn-out of both spectators and racers. The ice track was in excellent condition thanks to our



loyal volunteers who spent countless hours working through several nights to build the track. Once again all the snowmobile, ATV, and motorcycle ice racers put on quite the show and kept the crowd entertained all day. After the races, we enjoyed music videos and karaoke provided by Good Tyme Music Videos with DJ David “Skip” Rathsack and DJ Eric “Stretch” Rathsack. There was even a special appearance by “The Village People” (aka our women’s trap team, known for dressing up each week for summer trap). It takes many people and a ton of teamwork to pull our annual race day together. A big THANK YOU to all the volunteer workers, race purse sponsors, raffle sponsors, racers, and spectators for making our 39th annual race day a success!

2010 Sno /Mo Race Raffle Winners

- 1st - \$500 - Kendall Stone
- 2nd - \$200 - Barb Wise
- 3rd - \$100 - Katie Marcks
- 4th - \$100 - Mary Akstulewicz
- 5th - \$100 - Mary Krause



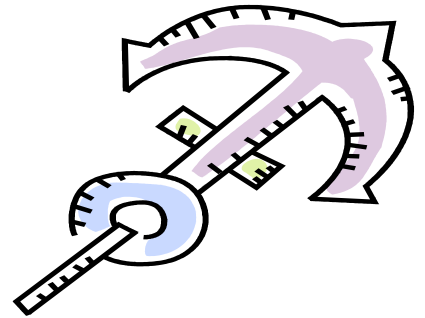
Thank you to all who sold and purchased raffle tickets!



Looking for well organized individuals to help with the Public Relations Committee. These people would help promote club activities such as Take A Kid Fishing and the ATV Sno Mo Races. If interested contact Mike

Boaters Education

The Outagamie Conservation Club, along with a Wisconsin DNR certified Boating safety instructor invite all individuals interested in recreational boating to enroll in the Wisconsin boating safety course. The course fee is \$10.00, which covers all




necessary materials. Registration will be on the first night of class which is March 4th registration is at 5:30. Classes start at 6:00pm and run for 4 weeks. Persons successfully completing the course will receive a boating safety graduate certificate and a distinctive embroidered emblem. Young students certified will be able to operate a motorboat without a parent or guardian present at age 12 instead of 16. This course is required for anyone between 12 - 16 years of age who wishes to operate a personal watercraft. Boating can be fun when done properly. Better educated boaters help protect the positive image of boating with the increased demands on our waterways. **DON'T LET YOURSELF BECOME A STATISTIC!**

It's a Boy!!!

Make sure you stop in and see the new addition to the OCC. Behind the bar is a new lighted cooler. The old one had a painless death and was used as a trade-in on the new one. Thanks Brad Driessen for doing the leg work on the new cooler.



New Archery Manager



Mike Kohl is the new archery manager at OCC. Mike is taking over for Kevin Meyer. Mike is asking for your assistance in this role, so if you have any suggestions or would give of your time, contact Mike.

10 Things Any Coyote Hunter Should Know

1. The rifle you should use - greatly depends on the environment. Widely used calibers for this type of hunting are the 22's starting with the 222 but anything that is smaller than this isn't recommended as it will most likely only injure the coyote. For shot-guns, the most suitable one would be the #4 or even smaller buckshot. Practice is the key in all hunting activities and coyote hunting is no exception.



2. How can you properly call coyotes? Learning how to use a mouth blown rabbit-in-distress kind of call is quite an easy job, basically all of the models available for purchase should come in hand to any inexperienced coyote hunter. It is highly advisable to stay approximately 30 minutes on each of the hunting stands especially when you are conducting the hunts in an open area. For wooded areas, 10-15 minutes should be enough as the sound of the call won't go very far. It is recommended to make calls at short intervals (20-30 seconds), afterwards wait for about 2 minutes and repeat again.

3. Which calls are recommended - mouth calls are very popular among coyote hunters. As an alternative, electronic calls have proved their efficiency over the last few years. Howling is practiced by some hunters but it requires prior proper training in order to have observable results. As a conclusion, for inexperienced hunters, basic mouth calls should work just fine.

4. Choosing coyote decoys - the basic ground squirrel can do wonders if it is positioned appropriately. For beginners we also recommend using a rabbit as it is a cheap alternative that should do just fine. Other solutions would be: red fox urine, rabbit urine or even fresh bobcat urine. From all of the above mentioned, the bobcat urine is the most efficient mainly because coyotes eat cats and they adore the smell.

5. Choosing proper clothing - there are a couple of things that should be taken into consideration by all coyote hunting beginners, these are: camouflage(although people say that these animals are colorblind we disagree and we feel that camouflage clothing is a must); weight(as light as possible in order to allow the hunter to move around with no difficulties); environment(the clothing should be chosen in order to suit the hunting environment and the time of the year); quality(the clothing must be durable, resistant and versatile).

6. Using coyote dogs - some of the most recommended coyote hunting dogs are: the American Staghound, the Plott Hound, the Greyhound, the Mountain View Cur and the Black Mouth Cur. It is recommended that a coyote dog should be trained from an early age.

7. Lures & scents - food lures contain oils of plants and roots, fruit extracts and juices of meats. Curiosity lures are the ones that aren't recognized in the environment: Cumin, Rodium and oils of Anise. Moving on to the scents, the passion scents contain hormones, pheromone secretions and urine. As far as techniques are concerned, the best one is: you must stay at 20 yards away from the stand and place 11 drops on the tree trunk/brush and circle around by reapplying the exact same quantity in all directions.

8. How to trap coyotes

- a) locate the most appropriate place for a trap installation;
- b) set the trap on a ground even level;
- c) place the trap near trail junctions, livestock trails, fence crossing and high hills.

9. Bow hunting coyotes - the best bows for coyote hunting are the stick bows that have a maximum range of about 50-60 meters. Consulting an archery dealer is highly advisable in this particular situation. Practicing is imperious for hunting coyotes with a bow and so is the hunter's placement. Wind plays a major part in the bow hunting adventure so try using it to your advantage. Change stands every day to improve your chances.

10. The most important advice is: practice. rifle, shot-gun, bow, it doesn't matter, keep practicing and you will increase your chances of success. With the right equipment and training, these clever animals can end up in your hunting bag.

Following information taken from www.coyote-huntinginfo.com

MARCH 2010

OUTAGAMIE CONSERVATION CLUB

Sun	Mon	Tue	Wed	Thu	Fri	Sat
	1 Venture Crew Recruitment	2 Trap 6:30-10	3 Trap 6:30-10	4 Boater Safety Reg. 5:30 Class 6-9	5 4 H	6 4 H Adult Freedom Hunter Safety
4	5	6	7	8	9	
7 Freedom Hunter Safety 7-12	8 Member Meeting 7:00	9 Trap 6:30-10	10 Trap 6:30-10	11 Boaters Safety 6-9	12	13
10	11	12	13	14	15	1
14	15	16 Trap 6:30-10	17 Trap 6:30-10	18 Boater Safety 6-9	19	20
2	3	4	5	6	7	8
21	22 Directors meeting 7:00	23 Trap 6:30-10	24 Trap 6:30-10	25 Boater Safety 6-9	26	27 Scheels 7:00 A.M
9	10	11	12	13	14	15
28	29	30 Trap 6:30-10	31 Trap 6:30-10			
1	2	3	4			

Outagamie Conservation Club
N3502 Mayflower Rd.
Hortonville, WI 54944

Presorted Standard
US Postage Paid
Permit 315
Appleton, WI

Address Service Requested

Upcoming Events

April 6&7thLast night of Trap
April 13th &14th.....Summer Trap Registration
April 16th.....Trap Banquet @ Romey's
April 20th,21st,2nd.....Summer Trap Starts
April 23rdATV Classes Start